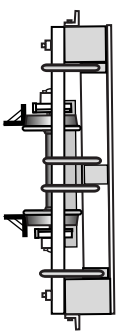
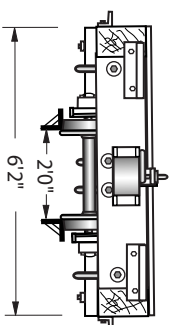


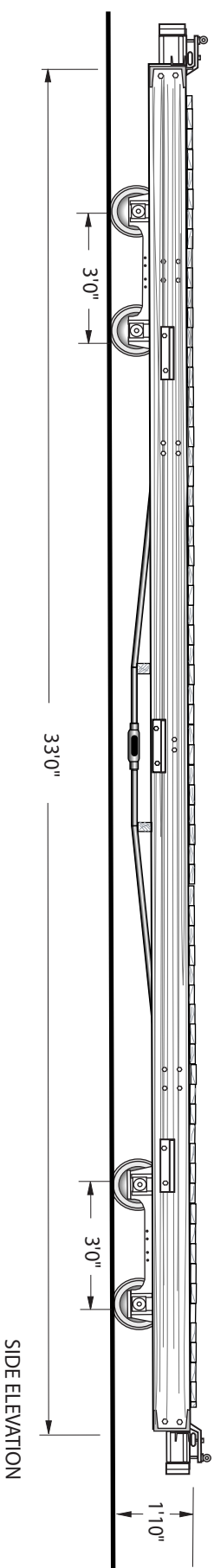
PLAN



Cross Section at A_A



End Elevation



SIDE ELEVATION

MORETON SUGAR MILL (Nambour)
33' FLAT CAR

Scale 1/4 inch = 1foot 1 : 48

drawn by Jim Faingest1997
 digitised Jan 2005